




1. Do you believe some language used in TB care, publications and communications (such as "defaulter" and "suspect") has a detrimental effect on attitudes towards people affected by TB?

	Disagree strongly	Disagree	No opinion	Agree	Agree strongly	Rating Average	Response Count
	4.2% (18)	16.6% (72)	3.9% (17)	44.3% (192)	30.9% (134)	3.81	433
answered question							433
skipped question							2

2. Do you believe that some of the language commonly used in TB care creates stigma or discourages people from seeking/continuing treatment?

	Disagree strongly	Disagree	No opinion	Agree	Agree strongly	Rating Average	Response Count
	3.9% (17)	18.9% (82)	6.7% (29)	47.0% (204)	23.5% (102)	3.67	434
answered question							434
skipped question							1

3. What do you think would be the best way to encourage the use of language less likely to have a detrimental impact on people affected by TB in TB care and publications?

		Response Percent	Response Count
Availability of a handbook for suggested language usage		60.7%	252
Stop TB Partners setting an example through sensitive use of language		55.2%	229
The language is fine as it is - no change is needed		16.1%	67
	Other (please specify)		80
answered question			415
skipped question			20

4. Do you think the Stop TB Partnership Secretariat should support and advance the development of a handbook of language, designed to provide helpful advice on adopting alternatives to detrimental language currently used in TB care and publications?

	Disagree strongly	Disagree	No opinion	Agree	Agree strongly	Rating Average	Response Count
	5.2% (22)	12.0% (51)	6.4% (27)	43.3% (184)	33.2% (141)	3.87	425
	Other (please specify)						55
answered question							425
skipped question							10

5. If you agree a language handbook would be helpful, do you agree it should take the form of a "style" guide, with definitions of terms and possible alternatives?

	Disagree strongly	Disagree	No opinion	Agree	Agree strongly	Rating Average	Response Count
	4.0% (16)	3.7% (15)	13.2% (53)	51.6% (208)	27.5% (111)	3.95	403
					Other (please specify)		53
					answered question		403
					skipped question		32